

ELECTRIC HEIGHT ADJUSTABLE DESK FRAMES

电动可调高度的台架

عافترا لى دعتل ةلباق ةىءابرهك بتكم تاراطا



ConSet


This elegant and stylish desk frame with round columns is designed with a telescopic cross bar that can be adjusted from width 116cm to 176cm in intervals of 10cm. The frame offers safety stop feature and great stability despite of the fact that it has no lower support brackets. Max load on frame is 100kg. Available in silver, black and white with inner columns in Chrome 3. Delivered in one box – easy to ship and easy to assemble. See specifications on page 18-19.






Frame	Item no.	Color	Width
	501-49 7S176	Silver	116-176 cm
	501-49 7B176	Black	116-176 cm
	501-49 7W176	White	116-176 cm




501-32 is a stable and functional desk frame that meets all basic needs, and with top brackets measuring just 45cm it accommodates very narrow top sizes. Max load on frame is 80kg. With a height range of 66cm to 116cm it is perfect for the average user. See specifications on page 18-19.






Frame	Item no.	Color	Width
	501-32 7S084	Silver	84 cm
	501-32 7S133	Silver	133 cm
	501-32 7S152	Silver	152 cm



501-29 has a modern and elegant design which incorporates a safety stop feature. The frames max load is no less than 125kg ensuring smooth operation even with heavy loads. With a height height from 63cm to 130cm, 501-29 is a sit to stand desk for even the tallest users. See specifications on page 18-19.



Frame	Item no.	Color	Width
	501-29 7S084	Silver	84 cm
	501-29 7S133	Silver	133 cm
	501-29 7S152	Silver	152 cm
	501-29 7S152-152A	Silver	152 cm






Flexibility is key to the new 501-27 series. It is available in three widths and with top brackets measuring just 45cm it accommodates very narrow top sizes. A max load on 125 kg and safety stop feature make this desk complete. With a height range of 54cm to 119cm it is perfect for the smallest to the tallest users. See specifications on page 18-19.

Frame	Item no.	Color	Width
	501-27 7S084	Silver	84 cm
	501-27 7S133	Silver	133 cm
	501-27 7S152	Silver	152 cm
	501-27 7S152-152A	Silver	152 cm







501-25 is a stable and functional desk frame that meets all basic needs. With standard top brackets 68 cm deep. Max load on frame is 80kg, and the min/max height from 66 cm to 116 cm makes this desk base perfect for the average user. See specifications on page 18-19.

Frame	Item no.	Color	Width
	501-25 7S084	Silver	84 cm
	501-25 7S133	Silver	133 cm
	501-25 7S152	Silver	152 cm



Simplicity and elegance define the 501-17. Sleek modern casters provide mobility when needed and the retractable cable tray offers practical convenience. A very popular choice at a very affordable price. See specifications on page 18-19.



Frame	Item no.	Color	Width
	501-17 7S096	Silver	96 cm
	501-17 7S156	Silver	156 cm



501-19 Basic

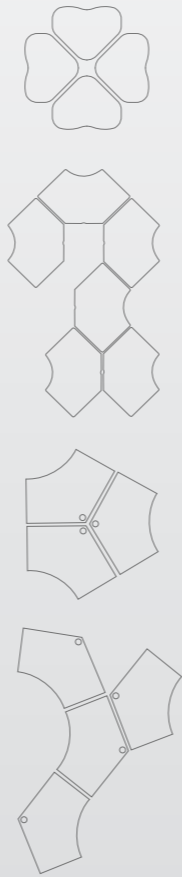


501-19 Basic is a highly functional and versatile single column desk base. Add casters and our rechargeable battery unit for complete mobility. Use as a free standing desk or join multiple units together for a unique and distinctive setup. With a max load of 100 kg, stability and functionality are key attributes for this series. See specifications on page 18-19.


Frame	Item no.	Color	Width
	501-19 7S095	Silver	95 cm
	501-19 7B095	Silver	95 cm



66-118 cm



Module frame for groups of 4 to 6 columns, creating a bench for people with individual height adjustment. Maximum space around the table. Perfect for smaller work stations or project desks.





Module frame.
Item no. 600-15

501-19 Design

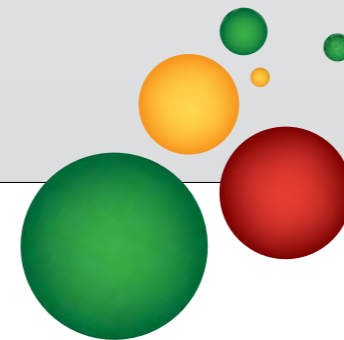


501-19 Design is a very stylish single column frame with a unique look. It is well suited as a stand-alone workstation or can be set up in groups allowing for a unique design approach. The elegant crescent shaped base provides excellent stability for the units 100 kg max load. See specifications on page 18-19.

Frame	Item no.	Color	Width
	501-19 7S120	Silver	120 cm
	501-19 7B120	Black	120 cm





66-118 cm



501-19 Center

501-19 Center has a compact base and a symmetrical design which allows for it to be used from either side. Like the Basic model it can be fitted with heavy duty locking casters and our rechargeable battery. Not being tied to a wall outlet lets you move your workstation to where it makes sense for you. Now that's clever. See specifications on page 18-19.



Frame	Item no.	Color	Width
	501-19 7S060	Silver	60 cm
	501-19 7B060	Black	60 cm



66-118 cm





Flexibility:
Swivel and lockable wheels.



Mobility:
Rechargeable battery

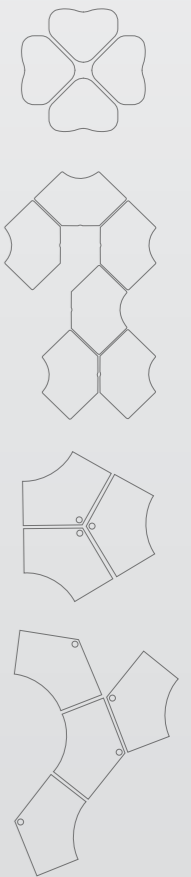
501-7

As experts in the field of single-column height adjustable desks, we must admit that we are quite proud of this series. 501-7 is a small computer desk with many uses. An excellent electric height adjustable desk at possibly the lowest price on the market is the ConSet reality. Built-in locking casters provide a mobile desk frame that can be used as a stand-alone unit or for group setups. The max load of 70 kg allows the frame to be used with a variety of top designs. See specifications on page 18-19.

Frame	Item no.	Color	Width
	501-7 7S	Silver	94 cm
	501-7 7B	Black	94 cm



66-118 cm







501-7 Wall can be used similarly to the 501-19 Wall yet it provides a very economical solution for an electric height adjustable workstation. The brackets are sturdy and simple to mount and the frame offers max load of 70 kgs. See specifications on page 18-19.



66-118 cm







501-19 Wall creates a functional and attractive workstation. The wall brackets attach easily to the leg enabling you to secure the frame to a wall. Place the column directly on the floor or raise it a few centimeters so the floor can be cleaned. This is especially useful in medical settings. Without the need for floor brackets maximum space can be achieved beneath the work surface. The sturdy frame has a max load of 100 kgs. See specifications on page 18-19.


Frame	Item no.	Color	Width
	501-7 7SWS	Silver	75 cm
	501-7 7BWS	Black	75 cm



66-118 cm



Frame	Item no.	Color	Width
	501-19 7SWS	Silver	90 cm
	501-19 7BWS	Black	90 cm
	501-23 7SWS2	Silver	Min. 180 cm
	501-23 7BWS2	Black	Min. 180 cm
	501-23 7SWS3	Silver	Min. 270 cm
	501-23 7BWS3	Black	Min. 270 cm



501-11 is nothing less than a mechanical masterpiece. The frame is a true workhorse and the Bosch motor provides the ultimate reliability. A distinctive and stylish modesty panel set this desk apart and the upper support rails double as cable management. With an impressive 150 kg max load, this is one of our strongest models and our overall best selling unit to date. With 501-11 you get nothing less than an exceptionally well proven electric height adjustable desk. See specifications on page 18-19.



Frame	Item no.	Color	Width
-------	----------	-------	-------

	501-11 1S138H	Silver	138 cm
	501-11 1B138H	Black	138 cm

	501-11 1S116	Silver	116 cm
	501-11 1B116	Black	116 cm

	501-11 1S156	Silver	156 cm
	501-11 1B156	Black	156 cm
	501-11 1S196	Silver	196 cm
	501-11 1B196	Black	196 cm

	501-11 1S156-156A	Silver	156 cm
	501-11 1B156-156A	Black	156 cm
	501-11 1S196-196A	Silver	196 cm
	501-11 1B196-196A	Black	196 cm



Solid and stylish characterizes series 501-23. Through the use of telescoping top rail supports the frames width can be easily changed making it extremely versatile for use with different top designs. The symmetrical design also makes this frame an excellent option for conference tables. Max load of 200 kgs in 2 and 3 leg versions give you the strength you need for large work surfaces. See specifications on page 18-19.


Frame	Item no.	Color	Width
-------	----------	-------	-------

	501-23 7S200	Silver	136-200
	501-23 7S190-190A	Silver	145-190
	501-23 7S400K	Silver	280-400





501-15 has a classic mainstream design and is one of our most affordable desk frames. Make your own matching modesty panel and top or choose from our broad selection. The width is flexible up to 180 cm and the frame has a max load of 70 kg. Perfectly practical, functional and affordable. See specifications on page 18-19.


Frame	Item no.	Color	Width
	501-15 7S180	Silver	180 cm



Environment

At ConSet we think it is important to minimize environmental impacts. We want to take responsibility for ensuring that our products are made respecting the environment. We do this in several ways. Our wood products are FSC labelled, which is a guarantee that you can buy our table tops and other wood products in good conscience.

FSC criteria prohibits conversion of forests or any other natural habitat.

All electronic components meet ROHS framework for the reduction of hazardous substances in electronics, whereby the environmental impact is minimized. ConSet arranges for responsible disposal of electronics. Through Elretur system (Denmark), we ensure that electronic waste is managed environmentally responsible under the WEEE directive. All ConSet products covered by the WEEE Directive are marked with the symbol 

Read more about the environment on conset.com

CE Marking

All ConSet electric height adjustable desk frames are CE marked in collaboration with the Technological Institute in Denmark. CE marking is a requirement for height adjustable desk frames and it allows you to be sure that the producer has been through all aspects of security risk.

Product Approvals

Strength, durability and stability:

EN 527-2: Office furniture - Workplaces and desks - Mechanical safety requirements clause 3

EN 527-3: Office furniture - Workplaces and desks - Methods of Test for the Determination of the stability and the mechanical strength of the structure.

Claim for measurements:

EN 527-1: Office furniture - Workplaces and desks - Dimensions.

Surface:

DS / EN 12720: Furniture - Assessment of surface resistance to cold liquids.

DS / EN 12721: Furniture - Assessment of surface resistance to wet heat.

DS / EN 12722: Furniture - Assessment of surface resistance to dry heat.

Guarantee

The guarantee is valid from the date, you have purchased the product from your dealer.

Parts only against manufacturing defect. Electrical / mechanical parts: 2 years, Other parts: 5 years.

ConSet A / S reserves the right to change design and specifications without notice.

And a little about ConSet

ConSet is a consolidated Danish company, which more than 10 years ago began in a basement in Skjern, Denmark. Our basic philosophy was that ergonomics should not be expensive and still today this is the policy; that ConSet products should not be expensive. We have succeeded quite well and have distribution and subsidiaries throughout the world.

When you buy a ConSet desk or table, you get a product which is original to the smallest detail. We are an engineering company that develops the whole product down to the smallest component. So you get a product developed specifically for its purpose.



FSC Trademark © 1996
Forest Stewardship Council A.C.



Desk frame specifications

Page	Produktfoto	Drawing () indicates the target of tabletop supporting	Item no.	Color	Min/max height (cm)	Max speed (mm/sec)	Max load (kg)	Frame weight (kg)	Quantity per pallet
11			501-7 7S 501-7 7B	Silver Black	66-118	25	70	30	20
13			501-7 7SWS 501-7 7BWS	Silver Black	66-118	25	70	32	20
9			501-19 7S120 501-19 7B120	Silver Black	66-118	28	100	26	15
8			501-19 7S095 501-19 7B095	Silver Black	66-118	28	100	26	15
10			501-19 7S060 501-19 7B060	Silver Black	66-118	28	100	24	15
12			501-19 7SWS 501-19 7BWS	Silver Black	66-118	28	100	19	15
14			501-11 1S138H 501-11 1B138H	Silver Black	63-120	28	100	39	15
16			501-11 1S116 501-11 1B116 501-11 1S156 501-11 1B156 501-11 1S196 501-11 1B196	Silver Black Silver Black Silver Black	63-120	28	150	46 50 54	15
16			501-15 7S180	Silver	66-118	25	70	20	48
7			501-17 7S096 501-17 7S156	Silver Silver	66-118	25	80	28 31	27

Desk frame specifications

Page	Produktfoto	Drawing () indicates the target of tabletop supporting	Item no.	Color	Min/max height (cm)	Max speed (mm/sec)	Max load (kg)	Frame weight (kg)	Quantity per pallet
6			501-25 7S084 501-25 7S133 501-25 7S152	Silver Silver Silver	66-116	25	80	26 29 30	20
5			501-27 7S084 501-27 7S133 501-27 7S152	Silver Silver Silver	55-120	32	125	26 29 30	24
4			501-29 7S084 501-29 7S133 501-29 7S152	Silver Silver Silver	63-130	32	125	31 34 35	20
3			501-32 7S084 501-32 7S133 501-32 7S152	Silver Silver Silver	66-116	25	80	26 29 30	20
2			501-49 7S176 501-49 7B176 501-49 7W176	Silver Black White	63-123	32	100	24	28
15			501-23 7S200	Silver	66-118	28	200	45	15
14			501-11 1S156-156A 501-11 1B156-156A 501-11 1S196-196A 501-11 1B196-196A	Silver Black Silver Black	63-120	28	150	95 105	15
5			501-27 7S152-152A	Silver	55-120	32	125	41	20
4			501-29 7S152-152A	Silver	63-130	32	125	47	20
15			501-23 7S190-190A	Silver	66-118	28	200	63	15
15			501-23 7S400K	Silver	66-118	28	200	70	15

ConSet

ConSet A/S
Staalvej 14-16
6900 Skjern, Denmark
Phone: +45 96 80 00 80
Fax: +45 96 80 00 81
www.conset.com
conset@conset.com